

Additional images for the review-process (Preprint ar-2025-29)

Peter Bächler¹, Frederik Weis², Sebastian Kohler², Achim Dittler¹

¹Institute of Mechanical Process Engineering and Mechanics, Karlsruhe Institute of Technology, Karlsruhe, 76131, Germany

²Palas GmbH, Karlsruhe, 76187, Germany

Correspondence to: Peter Bächler (peter.baechler@kit.edu)

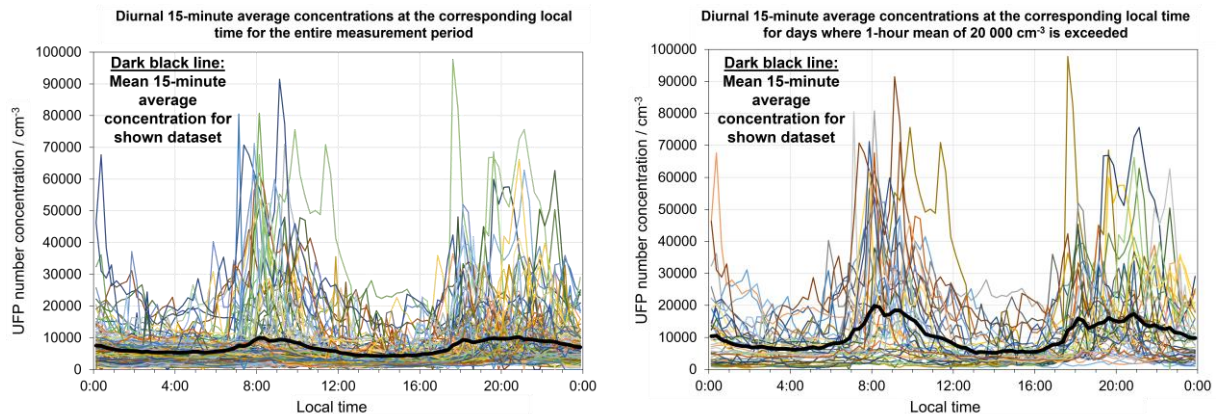


Figure R1: Raw-data for the calculation of the diurnal patterns in Figure 4 of the main manuscript

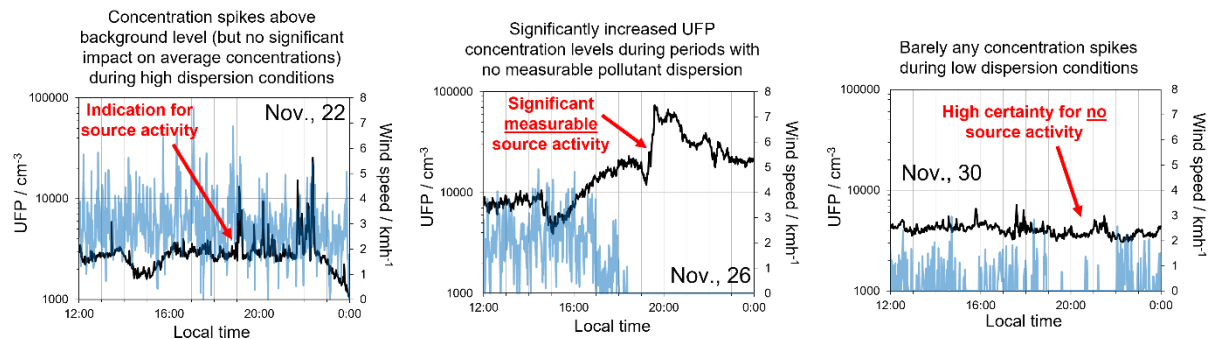


Figure R2: UFP-concentrations in the context of wind speed for three exemplary days during the measurement period

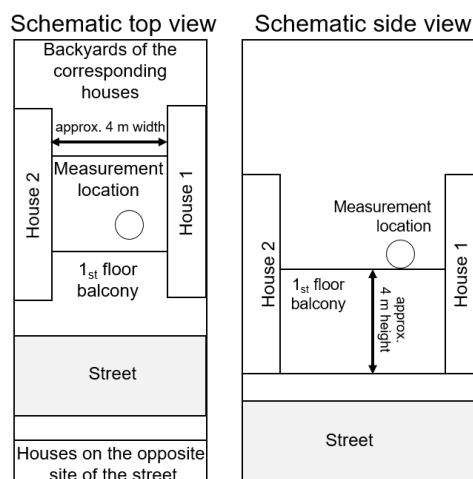


Figure R3: Schematic of measurement position